



Droplet Digital™ PCR: Publications List


































Droplet Digital PCR			Bulletin 6450
Biomarker Detection	Epigenetics	miRNA Quantification and Expression	Plants
Cancer	Food Testing/Food Science	Mutation Detection	Rare Event Detection
Copy Number Variation	Gene Expression	Next-Generation Sequencing Library Quantification/Validation	Single Cell Detection
Droplet Digital PCR Methods/Analytical Performance	Genome Editing	Pathogen Detection (microbial)	Stem Cells
Environmental Studies	Liquid Biopsy		Virology

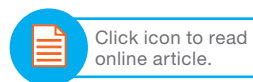


2015

<p> Albano F et al. (2015). Absolute quantification of the pretreatment PML-RARA transcript defines the relapse risk in acute promyelocytic leukemia. Oncotarget 6, 13,269–13,277.</p>	
<p> Andersen RF et al. (2015). Improved sensitivity of circulating tumor DNA measurement using short PCR amplicons. Clin Chim Acta 439, 97–101.</p>	
<p> Arena S et al. (2015). Emergence of multiple EGFR extracellular mutations during cetuximab treatment in colorectal cancer. Clin Cancer Res 21, 2,157–2,166.</p>	
<p> Bahn JH et al. (2015). The landscape of microRNA, piwi-interacting RNA, and circular RNA in human saliva. Clin Chem 61, 221–230.</p>	
<p> Beltrame L et al. (2015). Profiling cancer gene mutations in longitudinal epithelial ovarian cancer biopsies by targeted next-generation sequencing: A retrospective study. Ann Oncol, Apr 6 [Epub ahead of print]. Accessed June 5, 2015.</p>	
<p> Biedler JK et al. (2015). Maternal germline-specific genes in the Asian malaria mosquito <i>Anopheles stephensi</i>: Characterization and application for disease control. G3 5, 157–166.</p>	



-
-   **Boehme P et al. (2015).**
Standard free droplet digital polymerase chain reaction as a new tool for the quality control of high-capacity adenoviral vectors in small-scale preparations.
Hum Gene Ther Methods 26, 25–34. 
-
-   **Cao Y et al. (2015).**
Droplet digital PCR for simultaneous quantification of general and human-associated fecal indicators for water quality assessment.
Water Res 70, 337–349. 
-
-    **Castellanos-Rizaldos E et al. (2015).**
Enhanced ratio of signals enables digital mutation scanning for rare allele detection.
J Mol Diagn 17, 284–292. 
-
-   **Chen H et al. (2015).**
Allele-specific copy number profiling by next-generation DNA sequencing.
Nucleic Acids Res 43, e23. 
-
-    **Combaret V et al. (2015).**
Detection of tumor ALK status in neuroblastoma patients using peripheral blood.
Cancer Med 4, 540–550. 
-
-   **Cooper AR et al. (2015).**
Rescue of splicing-mediated intron loss maximizes expression in lentiviral vectors containing the human ubiquitin C promoter.
Nucleic Acids Res 43, 682–690. 
-
-  **Corbisier P et al. (2015).**
DNA copy number concentration measured by digital and droplet digital quantitative PCR using certified reference materials.
Anal Bioanal Chem 407, 1,831–1,840. 
-
-   **Couto JA et al. (2015).**
A somatic MAP3K3 mutation is associated with verrucous venous malformation.
Am J Hum Genet 96, 480–486. 
-
-   **Devonshire AS et al. (2015).**
Highly reproducible absolute quantification of *Mycobacterium tuberculosis* complex by digital PCR.
Anal Chem 87, 3,706–3,713. 
-
-   **Djurisic S et al. (2015).**
Allelic imbalance modulates surface expression of the tolerance-inducing HLA-G molecule on primary trophoblast cells.
Mol Hum Reprod 21, 281–295. 
-

**  Doi H et al. (2015).**

Use of droplet digital PCR for estimation of fish abundance and biomass in environmental DNA surveys.
PLoS One 10, e0122763.

**  Flatschart RB et al. (2015).**

Absolute quantification of bovine viral diarrhea virus (BVDV) RNA by the digital PCR technique.
Journal of Physics: Conference Series 575, 012038.

** Floren C et al. (2015).**

Species identification and quantification in meat and meat products using droplet digital PCR (ddPCR).
Food Chem 173, 1,054–1,058.

** Foong JP et al. (2015).**

Changes in nicotinic neurotransmission during enteric nervous system development.
J Neurosci 35, 7,106–7,115.

**  Gao S et al. (2015).**

Unique features of mutations revealed by sequentially reprogrammed induced pluripotent stem cells.
Nat Commun 6, 6318.

**  Goswami S et al. (2015).**


microRNA-340-mediated degradation of microphthalmia-associated transcription factor (MITF) mRNA is inhibited by coding region determinant-binding protein (CRD-BP).
J Biol Chem 290, 384–395.

**  Hall AB et al. (2015).**

Sex determination. A male-determining factor in the mosquito *Aedes aegypti*.
Science 348, 1,268–1,270.

**  Handsaker RE et al. (2015).**

Large multiallelic copy number variations in humans.
Nat Genet 47, 296–303.

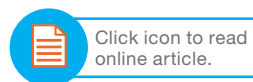
**  Hasumi H et al. (2015).**

Folliculin-interacting proteins Fnip1 and Fnip2 play critical roles in kidney tumor suppression in cooperation with Flcn.
Proc Natl Acad Sci USA 112, E1,624–E1,631.

**  Hayden RT et al. (2015).**

Comparative evaluation of three commercial quantitative cytomegalovirus standards by use of digital and real-time PCR.
J Clin Microbiol 53, 1,500–1,505.



** Herold KC et al. (2015).**

β cell death and dysfunction during type 1 diabetes development in at-risk individuals.
J Clin Invest 125, 1,163–1,173.

** Horvay K et al. (2015).**

Snai1 regulates cell lineage allocation and stem cell maintenance in the mouse intestinal epithelium.
EMBO J 34, 1,319–1,335.

**  Huang JT et al. (2015).**

Next generation digital PCR measurement of hepatitis B virus copy number in formalin-fixed paraffin-embedded hepatocellular carcinoma tissue.
Clin Chem 61, 290–296.

** Huggett JF et al. (2015).**

Considerations for digital PCR as an accurate molecular diagnostic tool.
Clin Chem 61, 79–88.

**  Hughesman C et al. (2015).**

A new general model for predicting melting thermodynamics of complementary and mismatched B-form duplexes containing locked nucleic acids: application to probe design for digital PCR detection of somatic mutations.
Biochemistry 54, 1,338–1,352.

**  Hyman DM et al. (2015).**

Prospective blinded study of BRAFV600E mutation detection in cell-free DNA of patients with systemic histiocytic disorders.
Cancer Discov 5, 64–71.

**  Imai K et al. (2015).**

Metachronous pancreatic cancer originating from disseminated founder pancreatic intraductal neoplasias (PanINs).
J Pathol Clin Res 1, 76–82.

**  Jones AV et al. (2015).**

Evaluation of methods to detect CALR mutations in myeloproliferative neoplasms.
Leuk Res 39, 82–87.

** Jonsson F et al. (2015).**


Mutations in collagen, type XVII, alpha 1 (COL17A1) cause epithelial recurrent erosion dystrophy (ERED).
Hum Mut 36, 463–473.

**  Kapp JR et al. (2015).**


Variation in pre-PCR processing of FFPE samples leads to discrepancies in BRAF and EGFR mutation detection: A diagnostic RING trial.
J Clin Pathol 68, 111–118.




** Kim TG et al. (2015).**

Development of droplet digital PCR assays for methanogenic taxa and examination of methanogen communities in full-scale anaerobic digesters. 
Appl Microbiol Biotechnol 99, 445–458.

  Kinugasa H et al. (2015).

Detection of K-ras gene mutation by liquid biopsy in patients with pancreatic cancer. 
Cancer, Mar 30 [Epub ahead of print]. Accessed June 5, 2015.


  Kinugasa H et al. (2015).

Droplet digital PCR measurement of HER2 in patients with gastric cancer. 
Br J Cancer 112, 1,652–1,655.


  Köppel R and Bucher T (2015).


Rapid establishment of droplet digital PCR for quantitative GMO analysis. 
Eur Food Res Technol 240, May 2015.


  Kuramitsu M et al. (2015).

Identification of TL-Om1, an adult T-cell leukemia (ATL) cell line, as reference material for quantitative PCR for human T-lymphotropic virus 1. 
J Clin Microbiol 53, 587–596.


  Lamy PJ et al. (2015).

Next-generation genotyping by digital PCR to detect and quantify the BRAF V600E mutation in melanoma biopsies. 
J Mol Diagn, May 5 [Epub ahead of print]. Accessed June 5, 2015.


  Larkan NJ et al. (2015).

The *Brassica napus* receptor-like protein RLM2 is encoded by a second allele of the LepR3/Rlm2 blackleg resistance locus. 
Plant Biotechnol J, Feb 3 [Epub ahead of print]. Accessed June 5, 2015.


  Lewandowska MA et al. (2015).

The use of a two-tiered testing strategy for the simultaneous detection of small EGFR mutations and EGFR amplification in lung cancer. 
PLoS One 10, e0117983.































  Li M et al. (2015).

Extensive tissue-related and allele-related mtDNA heteroplasmy suggests positive selection for somatic mutations. 
Proc Natl Acad Sci USA 112, 2,491–2,496.





















 Luks VL et al. (2015).

Lymphatic and other vascular malformative/overgrowth disorders are caused by somatic mutations in PIK3CA. 
J Pediatr 166, 1,048–1,054.



-
-   **Malatinkova E et al. (2015).**
Accurate quantification of episomal HIV-1 two-long terminal repeat circles by use of optimized DNA isolation and droplet digital PCR.
J Clin Microbiol 53, 699–701. 
-
-  **Mastaitis J et al. (2015).**
GPR17 gene disruption does not alter food intake or glucose homeostasis in mice.
Proc Natl Acad Sci USA 112, 1,845–1,849. 
-
-  **Mehling M et al. (2015).**
Real-time tracking, retrieval and gene expression analysis of migrating human T cells.
Lab Chip 15, 1,276–1,283. 
-
-    **Mock U et al. (2015).**
mRNA transfection of a novel TAL effector nuclease (TALEN) facilitates efficient knockout of HIV co-receptor CCR5.
Nucleic Acids Res, May 11 [Epub ahead of print]. Accessed June 5, 2015. 
-
-   **Mothe B et al. (2015).**
Safety and immunogenicity of a modified vaccinia Ankara-based HIV-1 vaccine (MVA-B) in HIV-1-infected patients alone or in combination with a drug to reactivate latent HIV-1.
J Antimicrob Chemother 70, 1,833–1,842. 
-
-   **Notaguchi M et al. (2015).**
Identification of mRNAs that move over long distances using an RNA-Seq analysis of *Arabidopsis/Nicotiana benthamiana* heterografts.
Plant Cell Physiol 56, 311–321. 
-
-    **Olsson E et al. (2015).**
Serial monitoring of circulating tumor DNA in patients with primary breast cancer for detection of occult metastatic disease.
EMBO Mol Med, May 18 [Epub ahead of print]. Accessed June 5, 2015. 
-
-  **Ouellet E et al. (2015).**
Hi-Fi SELEX: A high-fidelity digital-PCR based therapeutic aptamer discovery platform.
Biotechnol Bioeng, Feb 28 [Epub ahead of print]. Accessed June 5, 2015. 
-
-    **Pan W et al. (2015).**
Brain tumor mutations detected in cerebral spinal fluid cancer.
Clin Chem 61, 514–522. 
-
-   **Pond MJ et al. (2015).**
Performance evaluation of automated urine microscopy as a rapid, non-invasive approach for the diagnosis of non-gonococcal urethritis.
Sex Transm Infect 91, 165–170. 
-



-
-  **Pretto D et al. (2015).**
Screening newborn blood spots for 22q11.2 deletion syndrome using multiplex droplet digital PCR.
Clin Chem 61, 182–190. 
-
-  **Regan JF et al. (2015).**
A rapid molecular approach for chromosomal phasing method.
PLoS One 10, e0118270. 
-
-  **Reinert T et al. (2015).**
Analysis of circulating tumour DNA to monitor disease burden following colorectal cancer surgery.
Gut, Feb 4 [Epub ahead of print]. Accessed June 5, 2015. 
-
-  **Sanmamed MF et al. (2015).**
Quantitative cell-free circulating BRAFV600E mutation analysis by use of droplet digital PCR
in the follow-up of patients with melanoma being treated with BRAF inhibitors.
Clin Chem 61, 297–304. 
-
-  **Schubiger CB et al. (2015).**
Entericidin is required for a probiotic treatment (*Enterobacter* sp. strain C6-6) to protect trout
from cold-water disease challenge.
Appl Environ Microbiol 81, 658–665. 
-
-  **Singh V et al. (2015).**
The complex mechanism of antimycobacterial action of 5-fluorouracil.
Chem Biol 22, 63–75. 
-
-  **Stahl T et al. (2015).**
Digital PCR to assess haematopoietic chimaerism after allogeneic stem cell transplantation.
Exp Hematol 43, 462–468. 
-
-  **Stieglitz E et al. (2015).**
Subclonal mutations in SETBP1 confer a poor prognosis in juvenile myelomonocytic leukemia.
Blood 125, 516–524. 
-
-  **Strandgren C et al. (2015).**
Transgene silencing of the Hutchinson-Gilford progeria syndrome mutation results in a reversible
bone phenotype, whereas resveratrol treatment does not show overall beneficial effects.
FASEB J, Apr 15 [Epub ahead of print]. Accessed June 5, 2015. 
-
-  **Te SH et al. (2015).**
Multiplex assay for two bloom-forming cyanobacteria, *Cylindrospermopsis* and *Microcystis* —
a comparison between qPCR and ddPCR.
Appl Environ Microbiol, May 29 [Epub ahead of print]. Accessed June 5, 2015. 
-

**   Thress KS et al. (2015).**


Acquired EGFR C797S mutation mediates resistance to AZD9291 in non-small cell lung cancer harboring EGFR T790M.
Nat Med 21, 560–562.

**  Tosar JP et al. (2015).**

Assessment of small RNA sorting into different extracellular fractions revealed by high-throughput sequencing of breast cell lines.
Nucleic Acids Res, May 4 [Epub ahead of print]. Accessed June 5, 2015.

**  Veach AJ et al. (2015).**

Digital droplet PCR for influenza vaccine development.
Procedia Vaccinol 9, 96–103.

**  Versluis M et al. (2015).**

Digital PCR validates 8q dosage as prognostic tool in uveal melanoma.
PLoS One 10, e0116371.

** Wang Z et al. (2015).**

Calcitonin gene-related peptide (CGRP) receptors are important to maintain cerebrovascular reactivity in chronic hypertension.
PLoS One 10, e0123697.

**  Wilson M et al. (2015).**

Development of droplet digital PCR for the detection of *Babesia microti* and *Babesia duncani*.
Exp Parasitol 149, 24–31.

**  Wong TN et al. (2015).**

Role of TP53 mutations in the origin and evolution of therapy-related acute myeloid leukaemia.
Nature 518, 552–555.

** Yamak A et al. (2015).**

Novel exons in the TBX5 gene locus generate protein isoforms with distinct expression domains and function.
J Biol Chem 290, 6,844–6,856.

**  Yan Y et al. (2015).**

































Emergence of a STAT3 mutated NK clone in LGL leukemia.
Leuk Res Rep 4, 4–7.

** Yang R et al. (2015).**

Validation of cell-free culture using scanning electron microscopy (SEM) and gene expression studies.
Exp Parasitol 153, 55–62.





-
-   **Zhang B et al. (2015).**
Comparison of droplet digital PCR and conventional quantitative PCR for measuring EGFR gene mutation.
Exp Ther Med 9, 1,383–1,388. 
-
-    **Zhou F et al. (2015).**
Epidermal growth factor receptor tyrosine kinase inhibitors in patients with EGFR wild-type lung cancer: When there is a target, there is a targeted drug.
J Clin Oncol 33, 523–524. 
-
-    **Zhu G et al. (2015).**
Highly sensitive droplet digital PCR method for detection of EGFR-activating mutations in plasma cell-free DNA from patients with advanced non-small cell lung cancer.
J Mol Diagn 17, 265–272. 
-
-  **Ziegler K et al. (2015).**
Cellular asymmetric catalysis by UDP-glucuronosyltransferase 1A8 shows functional localization to the basolateral plasma membrane.
J Biol Chem 290, 7,622–7,633. 
-
-   **Zmienko A et al. (2015).**
Selection of reference genes for qPCR- and ddPCR-based analyses of gene expression in senescing barley leaves.
PLoS One 10, e0118226. 
-
- 2014**
-    **Abdel-Wahab O et al. (2014).**
Efficacy of intermittent combined RAF and MEK inhibition in a patient with concurrent BRAF- and NRAS-mutant malignancies.
Cancer Discov 4, 538–545. 
-
-  **Antas VI et al. (2014).**
Gastrokine-2 is transiently expressed in the endodermal and endothelial cells of the maturing mouse yolk sac.
Gene Expr Patterns 16, 69–74. 
-
-  **Arendt M et al. (2014).**
Amylase activity is associated with AMY2B copy numbers in dog: Implications for dog domestication, diet and diabetes.
Anim Genet 45, 716–722. 
-
-    **Aubert M et al. (2014).**
In vitro inactivation of latent HSV by targeted mutagenesis using an HSV-specific homing endonuclease.
Mol Ther Nucleic Acids 3, e146. 
-
-    **Beaver JA et al. (2014).**
Detection of cancer DNA in plasma of patients with early-stage breast cancer.
Clin Cancer Res 20, 2,643–2,650. 
-

** Beliakova-Bethell N et al. (2014).**

Maraviroc intensification in patients with suppressed HIV viremia has limited effects on CD4+ T cell recovery and gene expression.
Antiviral Res 107, 42–49.

** Beliakova-Bethell N et al. (2014).**

The effect of cell subset isolation method on gene expression in leukocytes.
Cytometry A 85, 94–104.

** Bharuthram A et al. (2014).**


Comparison of a quantitative real-time PCR assay and droplet digital PCR for copy number analysis of the CCL4L genes.
Infect Genet Evol 25, 28–35.

** Blevins T et al. (2014).**

A two-step process for epigenetic inheritance in *Arabidopsis*.
Mol Cell 54, 30–42.

** Boizeau L et al. (2014).**

Could droplet digital PCR be used instead of real-time PCR for quantitative detection of the hepatitis B virus genome in plasma?
J Clin Microbiol 52, 3,497–3,498.

** Bozdag GO and Greig D (2014).**

The genetics of a putative social trait in natural populations of yeast.
Mol Ecol 23, 5,061–5,071.

** Brunetto GS et al. (2014).**

Digital droplet PCR (ddPCR) for the precise quantification of human T-lymphotropic virus 1 proviral loads in peripheral blood and cerebrospinal fluid of HAM/TSP patients and identification of viral mutations.
J Neurovirol 20, 341–351.

** Cai J et al. (2014).**

Whole-genome sequencing identifies genetic variances in culture-expanded human mesenchymal stem cells.
Stem Cell Reports 3, 227–233.

** Cai Y et al. (2014).**

Quantitative analysis of pork and chicken products by droplet digital PCR.
BioMed Res Int 2014, 810209.

** Campbell IM et al. (2014).**

Parental somatic mosaicism is underrecognized and influences recurrence risk of genomic disorders.
Am J Hum Genet 95, 173–182.



**Cangi MG et al. (2014).**

BRAFV600E-mutation is invariably present and associated to oncogene-induced senescence in Erdheim-Chester disease.
Ann Rheum Dis, Mar 26 [Epub ahead of print]. Accessed June 5, 2015.

**Carreira S et al. (2014).**

Tumor clone dynamics in lethal prostate cancer.
Sci Transl Med 6, 254ra125.

**Chevillet JR et al. (2014).**

Quantitative and stoichiometric analysis of the microRNA content of exosomes.
Proc Natl Acad Sci USA 111, 14,888–14,893.

**Choi YP et al. (2014).**

Cancer-associated fibroblast promote transmigration through endothelial brain cells in three-dimensional in vitro models.
Int J Cancer 135, 2,024–2,033.

**Cochran RL et al. (2014).**

Analysis of BRCA2 loss of heterozygosity in tumor tissue using droplet digital polymerase chain reaction.
Hum Pathol 45, 1,546–1,550.

**Davis JM et al. (2014).**

DUF1220 dosage is linearly associated with increasing severity of the three primary symptoms of autism.
PLoS Genet 10, e1004241.

**Devonshire AS et al. (2014).**

Towards standardisation of cell-free DNA measurement in plasma: Controls for extraction efficiency, fragment size bias and quantification.
Anal Bioanal Chem 406, 6,499–6,512.

**Dong L et al. (2014).**

Evaluation of droplet digital PCR for characterizing plasmid reference material used for quantifying ammonia oxidizers and denitrifiers.
Anal Bioanal Chem 406, 1,701–1,712.

**Dreo T et al. (2014).**

Optimising droplet digital PCR analysis approaches for detection and quantification of bacteria: A case study of fire blight and potato brown rot.
Anal Bioanal Chem 406, 6,513–6,528.

**Frésard L et al. (2014).**

Transcriptome-wide investigation of genomic imprinting in chicken.
Nucleic Acids Res 42, 3,768–3,782



**   Furlan D et al. (2014).**


APC alterations are frequently involved in the pathogenesis of acinar cell carcinoma of the pancreas, mainly through gene loss and promoter hypermethylation.

Virchows Arch 464, 553–564.

** Gagnon P et al. (2014).**

Nonspecific interactions of chromatin with immunoglobulin G and protein A, and their impact on purification performance.

J Chromatogr A 1340, 68–78.

**  Gangoda L et al. (2014).**

Loss of Prkar1a leads to Bcl-2 family protein induction and cachexia in mice.

Cell Death Differ 21, 1,815–1,824.

** Gianella S et al. (2014).**

Cytomegalovirus replication in semen is associated with higher levels of proviral HIV DNA and CD4+ T cell activation during antiretroviral treatment.

J Virol 88, 7,818–7,827.

**  Glessner JT et al. (2014).**

Increased frequency of de novo copy number variants in congenital heart disease by integrative analysis of single nucleotide polymorphism array and exome sequence data.

Circ Res 115, 884–896.

**  Gu W et al. (2014).**

Noninvasive prenatal diagnosis in a fetus at risk for methylmalonic acidemia.

Genet Med 16, 564–567.

** Hall Sedlak R and Jerome KR (2014).**

The potential advantages of digital PCR for clinical virology diagnostics.

Expert Rev Mol Diagn 14, 501–507.

**  Hashimoto-Torii K et al. (2014).**

Roles of heat shock factor 1 in neuronal response to fetal environmental risks and its relevance to brain disorders.

Neuron 82, 560–572.

** Hill JA et al. (2014).**

Hepatitis due to human herpesvirus 6B after hematopoietic cell transplantation and a review of the literature.

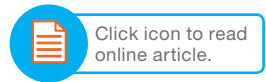
Transpl Infect Dis 16, 477–483.

** Hwang VJ et al. (2014).**


Mapping the deletion endpoints in individuals with 22q11.2 deletion syndrome by droplet digital PCR.

BMC Med Genet 15, 106.



** Iyer CC et al. (2014).**

Deletion of atrophy enhancing genes fails to ameliorate the phenotype in a mouse model of spinal muscular atrophy.
Neuromuscul Disord 24, 436–444.

** Izumi K et al. (2014).**

12p microRNA expression in fibroblast cell lines from probands with Pallister-Killian syndrome.
Chromosome Res 22, 453–461.

** Jahn M et al. (2014).**

Accurate determination of plasmid copy number of flow-sorted cells using droplet digital PCR.
Anal Chem 86, 5,969–5,976.

** Jennings LJ et al. (2014).**

Detection and quantification of BCR-ABL1 fusion transcripts by droplet digital PCR.
J Mol Diagn 16, 174–179.

** Johnson BE et al. (2014).**

Mutational analysis reveals the origin and therapy-driven evolution of recurrent glioma.
Science 343, 189–193.

** Kim TG et al. (2014).**

Comparison of droplet digital PCR and quantitative real-time PCR for examining population dynamics of bacteria in soil.
Appl Microbiol Biotechnol 98, 6,105–6,113.

** Kim TG et al. (2014).**

Comparison of droplet digital PCR and quantitative real-time PCR in *mcrA*-based methanogen community analysis.
Biotechnology Reports 4, 1–4.

** Koren A et al. (2014).**

Genetic variation in human DNA replication timing.
Cell 159, 1,015–1,026.

** Last AR et al. (2014).**





Plasmid copy number and disease severity in naturally occurring ocular *Chlamydia trachomatis* infection.
J Clin Microbiol 52, 324–327.




** Leibovitch EC et al. (2014).**





Coinfection of human herpesviruses 6A (HHV-6A) and HHV-6B as demonstrated by novel digital droplet PCR assay.
PLoS One 9, e92328.
















   **Li N et al. (2014).**
Digital PCR quantification of miRNAs in sputum for diagnosis of lung cancer.
J Cancer Res Clin Oncol 140, 145–150. 



  **Lock M et al. (2014).**
Absolute determination of single-stranded and self-complementary adeno-associated viral vector genome titers by droplet digital PCR.
Hum Gene Ther Methods 25, 115–125. 



   **López-Knowles E et al. (2014).**
Relationship of PIK3CA mutation and pathway activity with anti-proliferative response to aromatase inhibition.
Breast Cancer Res 16, R68. 




   **Ludlow AT et al. (2014).**
Quantitative telomerase enzyme activity determination using droplet digital PCR with single cell resolution.
Nucleic Acids Res 42, e104. 




  **Lui YL and Tan EL (2014).**
Droplet digital PCR as a useful tool for the quantitative detection of enterovirus 71.
J Virol Methods 207, 200–203. 

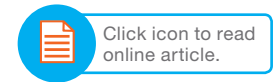
   **Lundberg IV et al. (2014).**
SOX2 expression is regulated by BRAF and contributes to poor patient prognosis in colorectal cancer.
PLoS One 9, e101957. 

 **Luzuriaga K et al. (2014).**
HIV type 1 (HIV-1) proviral reservoirs decay continuously under sustained virologic control in HIV-1-infected children who received early treatment.
J Infect Dis 210, 1,529–1,538. 



 **Manoj P (2014).**
Droplet digital PCR technology promises new applications and research areas.
Mitochondrial DNA, Apr 29 [Epub ahead of print]. Accessed June 5, 2015. 

  **Manokhina I et al. (2014).**
Quantification of cell-free DNA in normal and complicated pregnancies: Overcoming biological and technical issues.
PLoS One 9, e101500. 

  **Marques FZ et al. (2014).**
Measurement of absolute copy number variation reveals association with essential hypertension.
BMC Med Genomics 7, 44. 

** Maruyama Y et al. (2014).**



LC3B is indispensable for selective autophagy of p62 but not basal autophagy.
Biochem Biophys Res Commun 446, 309–315.

**  Mazaika E and Homsy J (2014).**

Digital droplet PCR: CNV analysis and other applications.
Curr Protoc Hum Genet 82, 7.24.1–7.24.13.

**  Mehle N et al. (2014).**

Quantitative analysis of “flavescence doreé” phytoplasma with droplet digital PCR.
Phytopathogenic Mollicutes 4, 9–15.

**   Melchor L et al. (2014).**

Identification of cellular and genetic drivers of breast cancer heterogeneity in genetically engineered mouse tumour models.
J Pathol 233, 124–137.

**  Milavec M et al. (2014).**

GMO quantification: Valuable experience and insights for the future.
Anal Bioanal Chem 406, 6,485–6,497.

**  Miotke L et al. (2014).**

High sensitivity detection and quantitation of DNA copy number and single nucleotide variants with single color droplet digital PCR.
Anal Chem 86, 2,618–2,624.

**  Miotto E et al. (2014).**

Quantification of circulating miRNAs by droplet digital PCR: Comparison of EvaGreen- and TaqMan-based chemistries.
Cancer Epidemiol Biomarkers Prev 23, 2,638–2,642.

** Mitsui T et al. (2014).**

Comprehensive next-generation sequencing analyses of hypoparathyroidism: Identification of novel GCM2 mutations.
J Clin Endocrinol Metab 99, E2,421–E2,428.

**   Miyaoka Y et al. (2014).**


































Isolation of single-base genome-edited human iPS cells without antibiotic selection.
Nat Methods 11, 291–293.

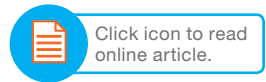
**  Moser DA et al. (2014).**

Transgene detection by digital droplet PCR.
PLoS One 9, e111781.





-
-   **Moser O et al. (2014).**
Sustained complete molecular remission after imatinib discontinuation in children with chronic myeloid leukemia.
Pediatr Blood Cancer 61, 2,080–2,082. 
-
-    **Mukaide M et al. (2014).**
High-throughput and sensitive next-generation droplet digital PCR assay for the quantitation of the hepatitis C virus mutation at core amino acid 70.
J Virol Methods 207, 169–177. 
-
-   **Nadauld LD et al. (2014).**
Metastatic tumor evolution and organoid modeling implicate TGFBR2 as a cancer driver in diffuse gastric cancer.
Genome Biol 15, 428. 
-
-  **Nathan LM et al. (2014).**
Quantifying environmental DNA signals for aquatic invasive species across multiple detection platforms.
Environ Sci Technol 48, 12,800–12,806. 
-
-   **O'Bleness M et al. (2014).**
Finished sequence and assembly of the DUF1220-rich 1q21 region using a haploid human genome.
BMC Genomics 15, 387. 
-
-   **Oellerich M et al. (2014).**
Use of graft-derived cell-free DNA as an organ integrity biomarker to reexamine effective tacrolimus trough concentrations after liver transplantation.
Ther Drug Monit 36, 136–140. 
-
-    **Oxnard GR et al. (2014).**
Noninvasive detection of response and resistance in EGFR-mutant lung cancer using quantitative next-generation genotyping of cell-free plasma DNA.
Clin Cancer Res 20, 1,698–1,705. 
-
-    **Patton S et al. (2014).**
Assessing standardization of molecular testing for non-small-cell lung cancer: Results of a worldwide external quality assessment (EQA) scheme for EGFR mutation testing.
Br J Cancer 111, 413–420. 
-
-    **Poenitzsch Strong AM et al. (2014).**
microRNA-340 as a modulator of RAS-RAF-MAPK signaling in melanoma.
Arch Biochem Biophys 563, 118–124. 
-
-   **Ponomarenko EA et al. (2014).**
Chromosome 18 transcriptome of liver tissue and HepG2 cells and targeted proteome mapping in depleted plasma: Update 2013.
J Proteome Res 13, 183–190. 
-

** Pornprasert S and Prasing W (2014).**

Detection of alpha(0)-thalassemia South-East Asian-type deletion by droplet digital PCR.
Eur J Haematol 92, 244–248.

**  Potrich C et al. (2014).**

OncomiR detection in circulating body fluids: A PDMS microdevice perspective.
Lab Chip 14, 4,067–4,075.

** Qin J et al. (2014).**



Preservation of circulating cell-free fetal RNA in maternal blood using a blood collection device containing a stabilizing reagent.
J Mol Genet Med 8, 097.

**  Rački N et al. (2014).**

One-step RT-droplet digital PCR: A breakthrough in the quantification of waterborne RNA viruses.
Anal Bioanal Chem 406, 661–667.

**  Rački N et al. (2014).**

Reverse transcriptase droplet digital PCR shows high resilience to PCR inhibitors from plant, soil and water samples.
Plant Methods 10, 307.

**  Rebolledo-Jaramillo B et al. (2014).**

Maternal age effect and severe germ-line bottleneck in the inheritance of human mitochondrial DNA.
Proc Natl Acad Sci USA 111, 15,474–15,479.

**  Reid AL et al. (2014).**

Detection of BRAF-V600E and V600K in melanoma circulating tumour cells by droplet digital PCR.
Clin Biochem, Dec 16 [Epub ahead of print]. Accessed June 5, 2015.

**  Roberts CH et al. (2014).**

Killer-cell immunoglobulin-like receptor gene linkage and copy number variation analysis by droplet digital PCR.
Genome Med 6, 20.

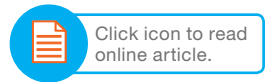
**  Robin JD et al. (2014).**

Telomere position effect: Regulation of gene expression with progressive telomere shortening over long distances.
Genes Dev 28, 2,464–2,476.

** Rungrassamee W et al. (2014).**

Mannooligosaccharides from copra meal improves survival of the Pacific white shrimp (*Litopenaeus vannamei*) after exposure to *Vibrio harveyi*.
Aquaculture 434, 403–410.





  Schuler B et al. (2014).

Endogenous α -calcitonin-gene-related peptide promotes exercise-induced, physiological heart hypertrophy in mice.
Acta Physiol (Oxf.) 211, 107–121.



 Sedlak RH et al. (2014).



Clinical utility of droplet digital PCR for human cytomegalovirus.
J Clin Microbiol 52, 2,844–2,848.



 Sedlak RH et al. (2014).

Identification of chromosomally integrated human herpesvirus 6 by droplet digital PCR.
Clin Chem 60, 765–772.



   Shlush LI et al. (2014).

Identification of pre-leukaemic haematopoietic stem cells in acute leukaemia.
Nature 506, 328–333.



 Siravegna G and Bardelli A (2014).

Minimal residual disease in breast cancer: In blood veritas.
Clin Cancer Res 20, 2,505–2,507.



  Soriano-Sarabia N et al. (2014).

Quantitation of replication-competent HIV-1 in populations of resting CD4+ T cells.
J Virol 88, 14,070–14,077.



  Sun B et al. (2014).


Simultaneous quantification of alternatively spliced transcripts in a single droplet digital PCR reaction.
Biotechniques 56, 319–325.



 Sze MA et al. (2014).

A comparison between droplet digital and quantitative PCR in the analysis of bacterial 16S load in lung tissue samples from control and COPD GOLD 2.
PLoS One 9, e110351.



  Takahashi K et al. (2014).

Analysis of extracellular RNA by digital PCR.
Front Oncol 4, 129.























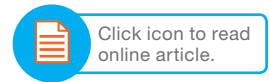
  Takahashi K et al. (2014).

Modulation of hypoxia-signaling pathways by extracellular linc-RoR.
J Cell Sci 127, 1,585–1,594.

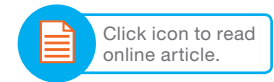





























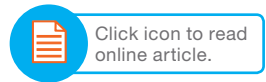
-
-  **Tamayo E et al. (2014).**
Quantification of IgM molecular response by droplet digital PCR as a potential tool for the early diagnosis of sepsis.
Crit Care 18, 433. 
-
-  **Taylor SD et al. (2014).**
Targeted enrichment and high-resolution digital profiling of mitochondrial DNA deletions in human brain.
Aging Cell 13, 29–38. 
-
-  **Tebas P et al. (2014).**
Gene editing of CCR5 in autologous CD4 T cells of persons infected with HIV.
N Engl J Med 370, 901–910. 
-
-  **Usmani-Brown S et al. (2014).**
Analysis of β -cell death in type 1 diabetes by droplet digital PCR.
Endocrinology 155, 3,694–3,698. 
-
-  **Vasilev V et al. (2014).**
McCune-Albright syndrome: A detailed pathological and genetic analysis of disease effects in an adult patient.
J Clin Endocrinol Metab 99, E2,029–E2,038. 
-
-  **Vojtech L et al. (2014).**
Exosomes in human semen carry a distinctive repertoire of small non-coding RNAs with potential regulatory functions.
Nucleic Acids Res 42, 7,290–7,304. 
-
-  **Wang C et al. (2014).**
Decreased HIV type 1 transcription in CCR5- Δ 32 heterozygotes during suppressive antiretroviral therapy.
J Infect Dis 210, 1,838–1,843. 
-
-  **Weber ND et al. (2014).**
AAV-mediated delivery of zinc finger nucleases targeting hepatitis B virus inhibits active replication.
PLoS One 9, e97579. 
-
-  **White TB et al. (2014).**
A droplet digital PCR detection method for rare L1 insertions in tumors.
Mobile DNA 5, 111. 
-
-  **Wiencke JK et al. (2014).**
A comparison of DNA methylation specific droplet digital PCR (ddPCR) and real time qPCR with flow cytometry in characterizing human T cells in peripheral blood.
Epigenetics 9, 1,360–1,365. 
-





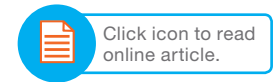
-
-  **Yamasaki S et al. (2014).**
Generation of human induced pluripotent stem (Ips) cells in serum- and feeder-free defined culture and TGF- β 1 regulation of pluripotency.
PLoS One 9, e87151. 
-
-  **Yang R et al. (2014).**
Comparison of next-generation droplet digital PCR (ddPCR) with quantitative PCR (qPCR) for enumeration of *Cryptosporidium* oocysts in faecal samples.
Int J Parasitol 44, 1,105–1,113. 
-
-  **Yuki SA et al. (2014).**
Advantages of using the QIAshredder instead of restriction digestion to prepare DNA for droplet digital PCR.
Biotechniques 56, 194–196. 
-
-  **Zhu Y et al. (2014).**
XSAnno: A framework for building ortholog models in cross-species transcriptome comparisons.
BMC Genomics 15, 343. 
-
- 2013**
-  **Agapova S et al. (2013).**
Detection of low-concentration host mRNA transcripts in Malawian children at risk for environmental enteropathy.
J Pediatr Gastroenterol Nutr 56, 66–71. 
-
-  **Baoutina A et al. (2013).**
Improved detection of transgene and nonviral vectors in blood.
Hum Gene Ther Methods 24, 345–354. 
-
-  **Beck J et al. (2013).**
Genome aberrations in canine mammary carcinomas and their detection in cell-free plasma DNA.
PLoS One 8, e75485. 
-
-  **Belgrader P et al. (2013).**
Droplet digital PCR measurement of HER2 copy number alteration in formalin-fixed paraffin-embedded breast carcinoma tissue.
Clin Chem 59, 991–994. 
-
-  **Belzil VV et al. (2013).**
Reduced C9orf72 gene expression in c9FTD/ALS is caused by histone trimethylation, an epigenetic event detectable in blood.
Acta Neuropathol 126, 895–905. 
-
-  **Chong IY et al. (2013).**
The genomic landscape of oesophagogastric junctional adenocarcinoma.
J Pathol 231, 301–310. 
-























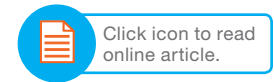
-
-   **Criscione F et al. (2013).**
A unique Y gene in the Asian malaria mosquito *Anopheles stephensi* encodes a small lysine-rich protein and is transcribed at the onset of embryonic development.
Insect Mol Biol 22, 433–441. 
-
-  **Dingle TC et al. (2013).**
Tolerance of droplet-digital PCR vs real-time quantitative PCR to inhibitory substances.
Clin Chem 59, 1,670–1,672. 
-
-   **Dodd DW et al. (2013).**
Digital quantitation of potential therapeutic target RNAs.
Nucleic Acid Ther 23, 188–194. 
-
-  **Dong Z et al. (2013).**
Stable gene silencing in zebrafish with spatiotemporally targetable RNA interference.
Genetics 193, 1,065–1,071. 
-
-   **Emerson RO et al. (2013).**
High-throughput sequencing of T cell receptors reveals a homogeneous repertoire of tumor-infiltrating lymphocytes in ovarian cancer.
J Pathol 231, 433–440. 
-
-   **Eriksson S et al. (2013).**
Comparative analysis of measures of viral reservoirs in HIV-1 eradication studies.
PLoS Pathog 9, e1003174. 
-
-   **Garcia-Murillas I et al. (2013).**
Determination of HER2 amplification status on tumour DNA by digital PCR.
PLoS One 8, e83409. 
-
-    **Gevensleben H et al. (2013).**
Noninvasive detection of HER2 amplification with plasma DNA digital PCR.
Clin Cancer Res 19, 3,276–3,284. 
-
-   **Gorbachev AY et al. (2013).**
DNA repair in *Mycoplasma gallisepticum*.
BMC Genomics 14, 726. 
-
-   **Hatano H et al. (2013).**
Increase in 2-long terminal repeat circles and decrease in D-dimer after raltegravir intensification in patients with treated HIV infection: A randomized, placebo-controlled trial.
J Infect Dis 208, 1,436–1,442. 
-



-
-  **Hayden RT et al. (2013).**
Comparison of droplet digital PCR to real-time PCR for quantitative detection of cytomegalovirus.
J Clin Microbiol 51, 540–546. 
-
-  **Heredia NJ et al. (2013).**
Droplet Digital™ PCR quantitation of HER2 expression in FFPE breast cancer samples.
Methods 59, S20–S23. 
-
-  **Hindson CM et al. (2013).**
Absolute quantification by droplet digital PCR versus analog real-time PCR.
Nat Methods 10, 1,003–1,005. 
-
-  **Holmberg RC et al. (2013).**
Akonni TruTip® and Qiagen® methods for extraction of fetal circulating DNA — evaluation by
real-time and digital PCR.
PLoS One 8, e73068. 
-
-  **Hubers AJ et al. (2013).**
EGFR mutation analysis in sputum of lung cancer patients: A multitechnique study.
Lung Cancer 82, 38–43. 
-
-  **Jiang K et al. (2013).**
MicroRNA-137 represses Klf4 and Tbx3 during differentiation of mouse embryonic stem cells.
Stem Cell Res 11, 1,299–1,313. 
-
-  **Kelley K et al. (2013).**
Detection of methicillin-resistant *Staphylococcus aureus* by a duplex droplet digital PCR assay.
J Clin Microbiol 51, 2,033–2,039. 
-
-  **Laurie MT et al. (2013).**
Simultaneous digital quantification and fluorescence-based size characterization of massively
parallel sequencing libraries.
Biotechniques 55, 61–67. 
-
-  **Ma J et al. (2013).**
Quantification of plasma miRNAs by digital PCR for cancer diagnosis.
Biomark Insights 14, 127–136. 
-
-  **Massanella M et al. (2013).**
Differential gene expression in HIV-infected individuals following ART.
Antiviral Res 100, 420–428. 
-



-
-  **McDermott GP et al. (2013).**
Multiplexed target detection using DNA-binding dye chemistry in droplet digital PCR.
Anal Chem 85, 11,619–11,627. 
-
-  **Morisset D et al. (2013).**
Quantitative analysis of food and feed samples with droplet digital PCR.
PLoS One 8, e62583. 
-
-  **Norton SE et al. (2013).**
A stabilizing reagent prevents cell-free DNA contamination by cellular DNA in plasma during blood sample storage and shipping as determined by digital PCR.
Clin Biochem 46, 1,561–1,565. 
-
-  **Persaud D et al. (2013).**
Absence of detectable HIV-1 viremia after treatment cessation in an infant.
N Engl J Med 369, 1,828–1,835. 
-
-  **Podlesniy P et al. (2013).**
Low cerebrospinal fluid concentration of mitochondrial DNA in preclinical Alzheimer disease.
Ann Neurol 74, 655–668. 
-
-  **Roberts CH et al. (2013).**
Development and evaluation of a next-generation digital PCR diagnostic assay for ocular *Chlamydia trachomatis* infections.
J Clin Microbiol 51, 2,195–2,203. 
-
-  **Robins HS et al. (2013).**
Digital genomic quantification of tumor-infiltrating lymphocytes.
Sci Transl Med 5, 214ra169. 
-
-  **Rothrock MJ Jr et al. (2013).**
Quantification of zoonotic bacterial pathogens within commercial poultry processing water samples using droplet digital PCR.
Advances in Microbiology 3, 403–411. 
-
-  **Sedlak RH and Jerome KR (2013).**
Viral diagnostics in the era of digital polymerase chain reaction.
Diagn Microbiol Infect Dis 75, 1–4. 
-
-  **Strain MC et al. (2013).**
Highly precise measurement of HIV DNA by droplet digital PCR.
PLoS One 8, e55943. 
-



  Strain MC and Richman DD (2013).

New assays for monitoring residual HIV burden in effectively treated individuals.
Curr Opin HIV AIDS 8, 106–110.



  Wang IX et al. (2013).


ADAR regulates RNA editing, transcript stability, and gene expression.
Cell Rep 5, 849–860.



 White RA III et al. (2013).

Draft genome sequence of *Exiguobacterium pavilionensis* strain RW-2, with wide thermal, salinity, and pH tolerance, isolated from modern freshwater microbialites.
Genome Announc 8, e00597–e00613.



  Witwer KW et al. (2013).

Real-time quantitative PCR and droplet digital PCR for plant miRNAs in mammalian blood provide little evidence for general uptake of dietary miRNAs: Limited evidence for general uptake of dietary plant xenomiRs.
RNA Biol 10, 1,080–1,086.



  Yamada T et al. (2013).

EGFR T790M mutation as a possible target for immunotherapy; identification of HLA-A*0201-restricted T cell epitopes derived from the EGFR T790M mutation.
PLoS One 8, e78389.



  Zhao H et al. (2013).

Specific qPC assays for the detection of orf virus, pseudocowpox virus and bovine papular stomatitis virus.
J Virol Methods 194, 229–234.



2012**  Abyzov A et al. (2012).**


Somatic copy number mosaicism in human skin revealed by induced pluripotent stem cells.
Nature 492, 438–442.



 Baker M (2012).

Digital PCR hits its stride.
Nat Methods 9, 541–544 [review paper].



 Bizouarn F.

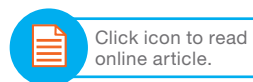
Digital PCR: Improving nucleic acid quantification — precision, accuracy, and sensitivity are among the benefits reported by researchers.
Genetic Engineering & Biotechnology News, Assay Tutorial, May 1, 2012; 32, 9 [review paper].



  Boettger LM et al. (2012).

Structural haplotypes and recent evolution of the human 17q21.31 region.
Nat Genet 44, 881–885.





Chen R et al. (2012).

Personal omics profiling reveals dynamic molecular and medical phenotypes.
Cell 148, 1,293–1,307.



Henrich TJ et al. (2012).

Low-level detection and quantitation of cellular HIV-1 DNA and 2-LTR circles using droplet digital PCR.
J Virol Methods 186, 68–72.



Nadauld L et al. (2012).

Quantitative and sensitive detection of cancer genome amplifications from formalin fixed paraffin embedded tumors with droplet digital PCR.
Transl Med 2(2).



Nair VD et al. (2012).

Involvement of histone demethylase LSD1 in short-time-scale gene expression changes during cell cycle progression in embryonic stem cells.
Mol Cell Biol 32, 4,861–4,876.



Pinheiro LB et al. (2012).

Evaluation of a droplet digital polymerase chain reaction format for DNA copy number quantification.
Anal Chem 84, 1,003–1,011.



Porensky PN et al. (2012).

A single administration of morpholino antisense oligomer rescues spinal muscular atrophy in mouse.
Hum Mol Genet 21, 1,625–1,638.



2011

Hindson BJ et al. (2011).

High-throughput droplet digital PCR system for absolute quantitation of DNA copy number.
Anal Chem 83, 8,604–8,610.



Visit bio-rad.com/N/ddPCRpublished for a wide range of videos, technical reports, published findings, and other resources describing Bio-Rad's unique Droplet Digital PCR technology and the QX200™ Droplet Digital PCR System.



BIO-RAD

**Bio-Rad
Laboratories, Inc.**

Life Science
Group

Web site www.bio-rad.com USA 800 424 6723 Australia 61 2 9914 2800 Austria 43 1 877 89 01 Belgium 03 710 53 00 Brazil 55 11 3065 7550
Canada 905 364 3435 China 86 21 6169 8500 Czech Republic 420 241 430 532 Denmark 44 52 10 00 Finland 09 804 22 00
France 01 47 95 69 65 Germany 49 89 31 884 0 Greece 30 210 9532 220 Hong Kong 852 2789 3300 Hungary 36 1 459 6100 India 91 124 4029300
Israel 03 963 6050 Italy 39 02 216091 Japan 81 3 6361 7000 Korea 82 2 3473 4460 Mexico 52 555 488 7670 The Netherlands 0318 540666
New Zealand 64 9 415 2280 Norway 23 38 41 30 Poland 48 22 331 99 99 Portugal 351 21 472 7700 Russia 7 495 721 14 04
Singapore 65 6415 3188 South Africa 27 (0) 861 246 723 Spain 34 91 590 5200 Sweden 08 555 12700 Switzerland 026 674 55 05
Taiwan 886 2 2578 7189 Thailand 1800 88 22 88 United Kingdom 020 8328 2000